

**STATEMENT SHOWING SHAREHOLDING PATTERN  
FRESENIUS KABI ONCOLOGY LTD**

Name of the scrip, class of security - Equity shares of Rs. 1 each

As on 31.12.2011

Category Code	Category of Shareholder	Number of Shareholders	total number of Shares	Shares held in dematerialized form	Total Shareholding as a percentage of total number of Shares		Shares pledged or otherwise encumbered	
					As a percentage of (A+B)	As a percentage of (A+B+C)	Number of shares	As a percentage
(A)	<b>Shareholding of Promoter and Promoter Group</b>							
[1]	<b>Indian</b>							
(a)	Individuals/Hindu Undivided Family	0	0	0	0.0000	0.0000	0	0.0000
(b)	Central Government/State Government(s)	0	0	0	0.0000	0.0000	0	0.0000
(c)	Bodies Corporate	0	0	0	0.0000	0.0000	0	0.0000
(d)	Financial Institutions/Banks	0	0	0	0.0000	0.0000	0	0.0000
(e)	Any Other (specify)	0	0	0	0.0000	0.0000	0	0.0000
	<b>Sub-Total (A)[1]</b>	<b>0</b>	<b>0</b>	<b>0</b>	<b>0.0000</b>	<b>0.0000</b>	<b>0</b>	<b>0.0000</b>
[2]	<b>Foreign</b>							
(a)	Individuals(Non-Residents Individuals/Foreign Individuals)	0	0	0	0.0000	0.0000	0	0.0000
(b)	Bodies Corporate	1	142404889	142404889	90.0000	90.0000	0	0.0000
(c)	Institutions	0	0	0	0.0000	0.0000	0	0.0000
(d)	Any Other (specify)	0	0	0	0.0000	0.0000	0	0.0000
	<b>Sub-Total (A)[2]</b>	<b>1</b>	<b>142404889</b>	<b>142404889</b>	<b>90.0000</b>	<b>90.0000</b>	<b>0</b>	<b>0.0000</b>
	<b>Total Shareholding of Promoter and Promoter Group (A) = (A)[1]+(A)[2]</b>	<b>1</b>	<b>142404889</b>	<b>142404889</b>	<b>90.0000</b>	<b>90.0000</b>	<b>0</b>	<b>0.0000</b>
(B)	<b>Public Shareholding</b>							
[1]	<b>Institutions</b>							
(a)	Mutual Funds/UTI	5	1888381	1887381	1.1935	1.1935		
(b)	Financial Institutions/Banks	3	850	850	0.0005	0.0005		
(c)	Central Government/State Government(s)	0	0	0	0.0000	0.0000		
(d)	Venture Capital Funds	0	0	0	0.0000	0.0000		
(e)	Insurance Companies	1	350000	350000	0.2212	0.2212		
(f)	Foreign Institutional Investors	10	438710	438210	0.2773	0.2773		
(g)	Foreign Venture Capital Investors	0	0	0	0.0000	0.0000		
(h)	Any Other (Foreign Financial Institution)	1	1550255	1550255	0.9798	0.9798		
	<b>Sub-total (B)[1]</b>	<b>20</b>	<b>4228196</b>	<b>4226696</b>	<b>2.6723</b>	<b>2.6723</b>		
[2]	<b>Non-institutions</b>							
(a)	Bodies Corporate	794	1600416	1556920	1.0115	1.0115		
(b)	Individuals-							
	i. Individual shareholders holding nominal share capital upto Rs.1 lakh	39635	9060764	7713497	5.7264	5.7264		
	ii. Individual shareholders holding nominal share capital in excess of Rs.1 lakh	1	116129	116129	0.0733	0.0733		
(c)	Any Other (specify)							
	Trust & Foundation	3	325	225	0.0002	0.0002		
	NRI	1364	816936	434672	0.5163	0.5163		
	Foreign Companies	0	0	0	0.0000	0.0000		
	<b>Sub-total (B)[2]</b>	<b>41797</b>	<b>11594570</b>	<b>9821443</b>	<b>7.3277</b>	<b>7.3277</b>		
	<b>Total Public Shareholding (B) = (B)[1] + (B)[2]</b>	<b>41817</b>	<b>15822766</b>	<b>14048139</b>	<b>10.0000</b>	<b>10.0000</b>		
	<b>TOTAL (A) + (B)</b>	<b>41818</b>	<b>158227655</b>	<b>156453028</b>	<b>100.0000</b>	<b>100.0000</b>		
(C)	<b>Shares held by Custodians and against which Depository Receipts have been issued</b>							
(1)	Promoter and Promoter Group	0	0	0	0.0000	0.0000		
(2)	Public	0	0	0	0.0000	0.0000		
	<b>GRAND TOTAL (A)+(B)+(C)</b>	<b>41818</b>	<b>158227655</b>	<b>156453028</b>	<b>100.0000</b>	<b>100.0000</b>		


Note:

1. As on 31st December, 2011 total foreign shareholding was 145210794 inclusive of FIIs/NRIs/Foreign Corporate Body/Foreign Financial Institution (included above) equity shares accounting for 91.77 % of the total paid up equity capital of the company.

2. The Company has only one class of shares therefore the statement showing the voting pattern of the shareholders is not applicable on the company.

Date : January 17, 2012

Place : Gurgaon





**Introductory sub-table (I)(a)**

**Name of the Company: Fresenius Kabi Oncology Limited**

**Scrip Code, Name of the scrip, class of security: Equity shares of Rs. 1 each**

**Quarter ended: December 31, 2011**


<b>Partly paid-up shares:-</b>	<b>No. of partly paid-up shares</b>	<b>As a % of total no. of partly paid-up shares</b>	<b>As a % of total no. of shares of the company</b>
Held by promoter/promoter group	NA	NA	NA
Held by public	NA	NA	NA
<b>Total - D</b>	NA	NA	NA

<b>Outstanding convertible securities:-</b>	<b>No. of outstanding securities</b>	<b>As a % of total no. of outstanding convertible securities</b>	<b>As a % of total no. of shares of the company, assuming full conversion of the convertible securities</b>
Held by promoter/promoter group	NA	NA	NA
Held by public	NA	NA	NA
<b>Total - E</b>	NA	NA	NA

<b>Warrants:-</b>	<b>No. of warrants</b>	<b>As a % of total no. of warrants</b>	<b>As a % of total no. of shares of the company, assuming full conversion of warrants</b>
Held by promoter/promoter group	0	0	0
Held by public	0	0	0
<b>Total - F</b>	0	0	0

**Total paid-up capital of the company, assuming full conversion of warrants and convertible securities**

158227655







(IX)(i) Statement showing holding of securities (including shares, warrants, convertible securities) of persons belonging to the category "Public" and holding more than 1% of the total number of shares

Sr. No.	Name of the shareholder	Number of shares held	Shares as a percentage of total number of shares (i.e., Grand Total (A)+(B)+(C) indicated in Statement at para (I)(a) above)	Details of warrants		Details of convertible securities		Total shares (including underlying shares assuming full conversion of warrants and convertible securities) as a % of diluted share capital
				Number of warrants held	As a % total number of warrants of the same class	Number of convertible securities held	% w.r.t total number of convertible securities of the same class	
1								
2								
3								
4								
TOTAL								


(IX)(ii) Statement showing holding of securities (including shares, warrants, convertible securities) of persons (together with PAC) belonging to the category "Public" and holding more than 5% of the total number of shares of the company

Sr. No.	Name(s) of the shareholder(s) and the Persons Acting in Concert (PAC) with them	Number of shares	Shares as a percentage of total number of shares (i.e., Grand Total (A)+(B)+(C) indicated in Statement at para (I)(a) above)	Details of warrants		Details of convertible securities		Total shares (including underlying shares assuming full conversion of warrants and convertible securities) as a % of diluted
				Number of warrants	As a % total number of warrants of the same class	Number of convertible securities held	% w.r.t total number of convertible securities of the same class	
1								
2								
3								
4								
TOTAL								






<b>(1)(d) Statement showing details of Locked -in-shares</b>				
Sr. No.	Name of the Shareholder	Category of Shareholders (Promoters / Public)	Number of locked-in Shares	Locked-in Shares as a percentage of total number of shares (i.e., Grand Total (A)+(B)+(C) indicated in Statement at para (1)(a) above)
1	<b>Nil</b>			
2				
3				
4				
5				
<b>TOTAL</b>				
<b>(II)(a) Statement showing details of Depository Receipts (DRs)</b>				
Sr. No.	Type of outstanding DR (ADRs,GDRs,SDRs,etc.)	Number of outstanding DRs	Number of Shares underlying outstanding DRs	Shares underlying outstanding DRs as a percentage of total number of shares (i.e., Grand Total (A)+(B)+(C) indicated in Statement at para (1)(a) above)
1	<b>Nil</b>			
2				
3				
4				
5				
<b>TOTAL</b>				
<b>(II)(b) Statement showing Holding of Depository Receipts (DRs), where underlying shares held by 'promoter/promoter group' are in excess of 1% of the total number of shares</b>				
Sr. No.	Name of the DR Holder	Type of outstanding DR (ADRs,GDRs,SDRs,etc.)	Number of Shares underlying outstanding DRs	Shares underlying outstanding DRs as a percentage of total number of shares (i.e., Grand Total (A)+(B)+(C) indicated in Statement at para (1)(a) above)
1	<b>Nil</b>			
2				
3				
4				
5				
<b>TOTAL</b>				



**(III) (a) Statement showing the voting pattern of shareholders, if more than one class of shares/securities is issued by the issuer.**

Category code	Category of shareholder	Number of Voting Rights held in each class of securities			Total Voting Rights (III+IV+V)	Total Voting Rights i.e. (VI)	
		Class X	Class Y	Class Z		As a percentage of (A+B) (VII)	As a percentage of (A+B+C) (VIII)
(I)	(II)	(III)	(IV)	(V)	(VI)	(VII)	(VIII)
(A)	Promoter and Promoter Group						
(1)	Indian						
(a)	Individuals/ Hindu Undivided Family						
(b)	Central Government/ State Government(s)						
(c)	Bodies Corporate						
(d)	Financial Institutions/ Banks						
(e)	Any Other (specify)						
	<b>Sub-Total (A)(1)</b>						
(2)	<b>Foreign</b>						
(a)	Individuals (Non-Resident Individuals/ Foreign Individuals)						
(b)	Bodies Corporate						



(c)	Institutions									
(d)	Any Other (specify)									
	<b>Sub-Total (A)(2)</b>									
	<b>Total Shareholding of Promoter and Promoter Group (A) = (A)(1)+(A)(2)</b>									
<b>(B)</b>	<b>Public shareholding</b>									
<b>(1)</b>	<b>Institutions</b>									
(a)	Mutual Funds/UTI									
(b)	Financial Institutions/ Banks									
(c)	Central Government/ State Government(s)									
(d)	Venture Capital Funds									
(e)	Insurance Companies									
(f)	Foreign Institutional Investors									
(g)	Foreign Venture Capital Investors									
(h)	Any Other (specify)									
	<b>Sub-Total (B)(1)</b>									
<b>(2)</b>	<b>Non-institutions</b>									
(a)	Bodies Corporate									
(b)	Individuals - i. Individual									

**NANA**



	shareholders holding nominal share capital up to Rs. 1 lakh.										
	ii. Individual shareholders holding nominal share capital in excess of Rs. 1 lakh.										
(c)	Any Other (specify)										
	<b>Sub-Total (B)(2)</b>										
	<b>Total Public Shareholding (B) = (B)(1)+(B)(2)</b>										
	<b>TOTAL (A)+(B)</b>										
(C)	Shares held by Custodians and against which Depository Receipts have been issued										
	<b>GRAND TOTAL (A)+(B)+(C)</b>										

**N-A-**

